



## Year 2 Home Learning



### Summer 2 Week 7 (Week beginning 13.07.20)

Super stars! Well done for all your hard work, you have done brilliantly!

Miss Mallaband 😊

#### Maths

During our home learning time, we will be using Hamilton trust learning packs.  
Please see the website to access these and complete daily.  
You do not necessarily need to complete your own year group: if you feel that you need something that is a little easier or a bit more challenging, why not try another year group first?  
Keep an eye out on Purple Mash as well where I will be setting you online tasks.

#### English

During our home learning time, we will be using Hamilton trust learning packs.  
Please see the website to access these and complete daily.  
You do not necessarily need to complete your own year group: if you feel that you need something that is a little easier or a bit more challenging, why not try another year group first?  
Keep an eye out on Purple Mash as well where I will be setting you online tasks.

#### Science

Using all of your learning this term about plants, can you use it to complete these activities?  
  
Can you assemble the parts of the plant?  
  
Use the tree observation sheet to investigate the tree!  
  
Can you find an interesting plant and describe it?

#### Geography

Over the last few weeks we have explored life in Tocuaro. Think about everything you have learnt.  
  
This week I want you to create a fact file all about Tocuaro from the things you have learnt.  
  
Use the pictures below to help you create a wonderful fact file.

#### RE

Do you have a special place?  
  
Where is somewhere that you love going to or somewhere that makes you happy?  
  
Read the information below about special places.  
  
Can you create and label your own special place?  
  
Think about why it is your special place.

#### PHSCE

For this task you need a partner.  
  
Can you read through the information below and explore how to embrace our differences?  
  
See if you can identify ways in which we are all different and the same.  
  
How can we celebrate these differences?  
  
What should we do if we see discrimination?

#### DT

To finish our topic of Tacos, I want you to evaluate what you have done.  
  
Answer the following questions below to evaluate what you have done.

#### Computing

This week I want you to create a new app.  
What apps do you like? Can you think of a new one?  
  
Using the template below, can you create a new app?

#### Handwriting

In year 2 we are always trying to make our handwriting and presentation neater.  
I have included a spelling list which I would like you to practice in your neatest handwriting.

#### Music

Look at how these instruments are played.  
  
Have a look at the instruments. Can you guess how they are played?  
  
Can you sort them into each category?



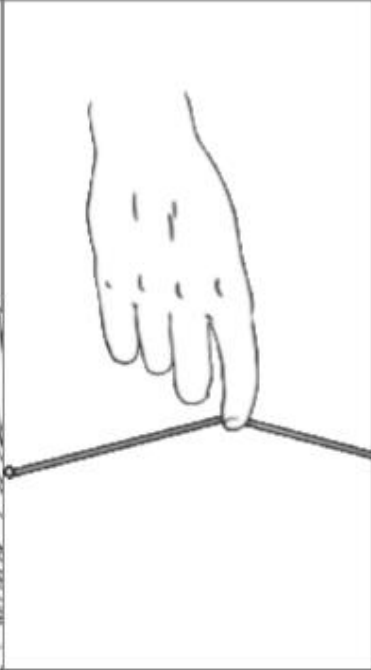
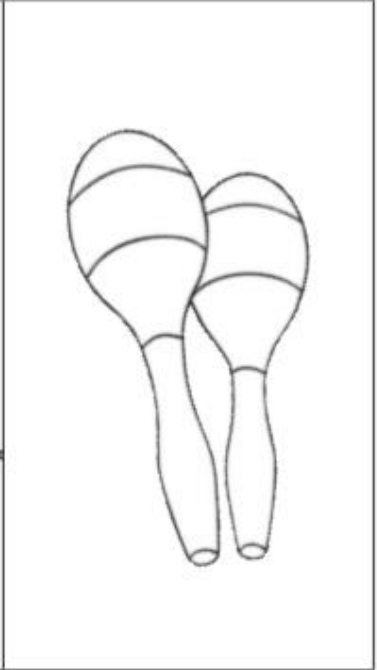
#### PE


Keep your body active by taking part in a Joe Wicks routine!  
  
Try cosmic yoga to get your body stretching.

#### Well being

Take some time to relax.  
  
Have a go at colouring in one of the mindful colouring images I have attached!  
  
Maybe do some arts and crafts?

Music - Week 7

Strike	Blow	Pluck	Shake
			



DT - Week 7

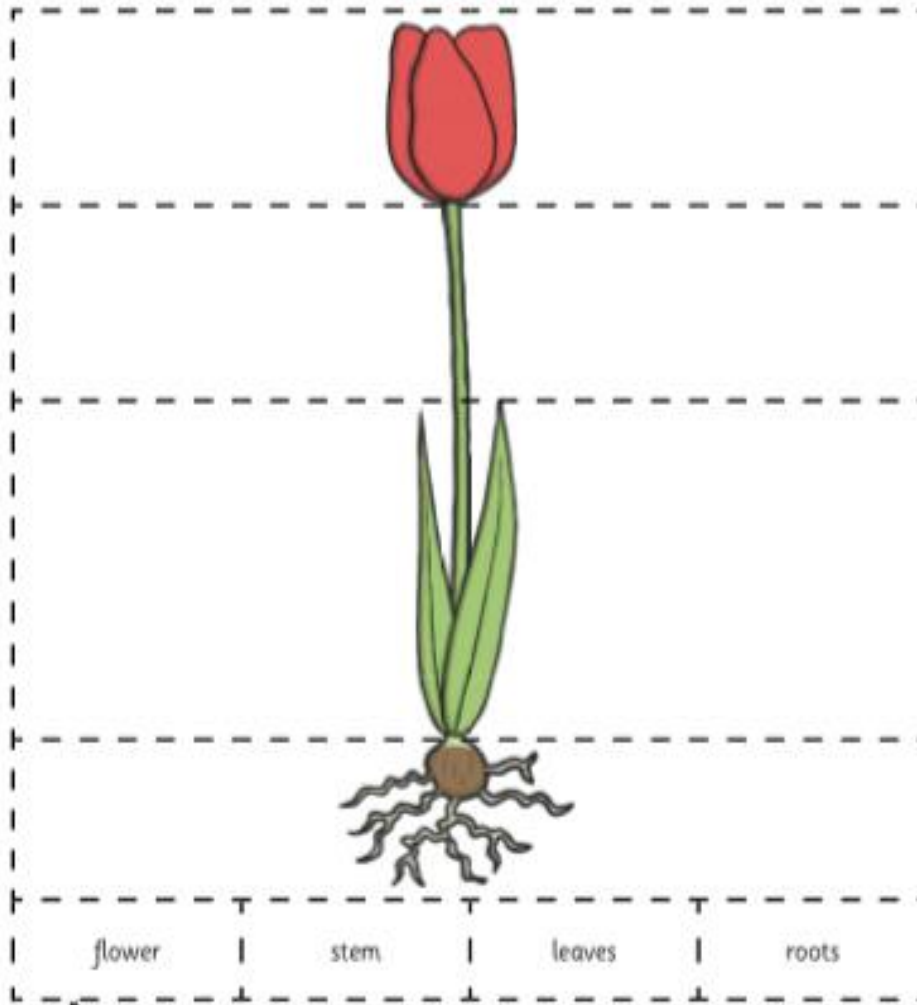
1. Which food have you been looking at this term?
2. What was your favourite lesson?
3. How did you feel about Taco's at the start?
4. How do you feel about Taco's now?
5. Have you learnt any new skills?
6. Tell me one thing you have learnt.



# Parts of a Flowering Plant



Cut out and rearrange the sections in the correct order. Then, cut out the labels and add each one to the correct section.



# Flowering Plant Observation

\_\_\_\_\_

Choose an interesting flowering plant. Look at it closely.

Draw the plant and label the different parts.



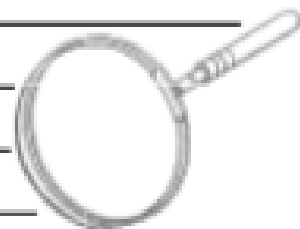
Write a description of the plant.

\_\_\_\_\_

\_\_\_\_\_

\_\_\_\_\_

\_\_\_\_\_






# Tree Observation



**Tree Diagram:** Draw a picture of an interesting tree. Label the main parts.

**Leaf Observational Drawing:** Find a leaf from the tree you have drawn. Look at it carefully with a magnifying glass and draw what you see.



**Bark Rubbing:** On a separate piece of paper, make a bark rubbing from the trunk of the tree.



Design your very own APP. The more creative and imaginative your design is the better!

Who is the app for and why?  
(0-5, teenagers or OAPs)

---

---

---

---

What is the purpose of the app?  
Fun, to find something, to  
convert something. Spend some  
time thinking about this.

---

---

---

---

How is it going to work?  
(type, swipe, camera control)  
Why is this best for your app?

---

---

---

---

---

Write a description to sell your  
app.

---

---

---

---

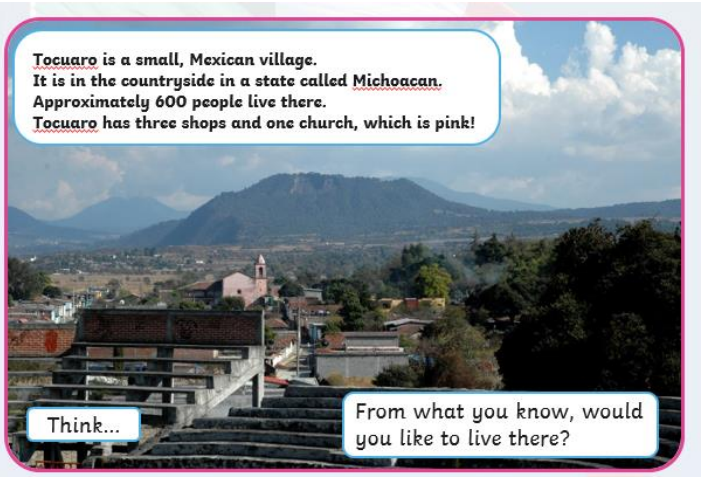
---

What category would your app be under? \_\_\_\_\_

What price is your app? \_\_\_\_\_



## Geography – Week 7




**Tocuaro is a small, Mexican village.**  
**It is in the countryside in a state called Michoacan.**  
**Approximately 600 people live there.**  
**Tocuaro has three shops and one church, which is pink!**

Think...

From what you know, would you like to live there?

Since Tocuaro is high up in the mountains, between October and April it can be quite cool in the mornings and evenings.

At other times, it is usually quite warm with some wet weather.



A popular choice for villagers is tortillas.

Tortillas are made out of dough which comes from crushed maize or corn.




Near to Tocuaro is a large lake called Lake Patzcuaro.  
The lake provides food, water and goods to sell.  
However, the lake does not provide like it used to because it is drying up.  
This is due to climate change in Mexico.





## What Things Make Us Different?

No two people are ever the same! Look around your classroom and think about different people you know. What makes you different from each other?



## What Things Make Us Special?



Tell your partner one thing about them that is **special**. It might be the colour of their hair, or something that you know they like or are really good at.

## What If We Were All The Same?



Just imagine if everyone looked exactly the same and we all liked the same things.

Would life be as fun if we all looked the same and thought the same things? Probably not!

Talk to your partner about what you think life would be like if everyone looked the same and were good at the same things.

## Why are People Different

Lots of people in this country have come from other countries – or their families came from other countries. This is a good thing, because it means we have a mix of lots of different people living together.

We call this mix of different people living together **diversity**.

Look at this map of the world.



Do you or anyone in your family come from a different country? Do you know anyone who comes from a different country? Do you have any family who live in a different place?

## Respecting Differences

It is very important to respect people's differences and not make fun of them. Being different is what makes us all special and interesting!



If you are unkind about the ways someone is different, this is called **discrimination**.

## What to do if Discrimination is happening

If you thought you were being bullied because of your differences, what do you think you should do?

If you heard someone being unkind about differences at school, who would you tell? What would you do?

If you heard someone being unkind about differences at home, who would you tell? What would you do?

## Reflection

What did you find out today that you didn't know before?



If someone looks, acts or sounds different to you, this is a good thing! We are all different!

**Differences are what make us all special.**

We all have the right to our own thoughts and beliefs and this is what makes our school, and our world, a special place.

# Talking about Special Places



These children are talking about places that are special to them.



Hi! I'm Jilly. The beach, which is just a short walk from my house, is a very special place to me. It is special to me because I have happy memories of time spent with my family there. It is a very beautiful and peaceful place. I like to think quietly on the beach.

# Talking about Special Places



These children are talking about places that are special to them.



Hi! My name is Hardeep and a place that is special to me is my back garden.

I enjoy spending time there, relaxing and exercising. I feel really safe and happy when I am in my back garden. It is very pretty and peaceful.

I like spending time with my family in my back garden.

# Talking about Special Places



These children are talking about places that are special to them.





Hello! My name is Stefan. A place that is special to me is the library.

I feel very relaxed when I am in the library. There are lots of books and I love reading there. It is also very quiet and calm. There are some lovely beanbags and it is such a friendly and welcoming place to be.

# Talking about Special Places



Can you remember any of the special places the children mentioned?



Can you remember any of the words they used to describe their special place?


- beautiful
- pretty
- friendly
- peaceful
- quiet
- calm
- welcoming



# Your Special Place

To consider what makes a place special to people.

Draw your special place in the space below. Add labels if you would like to. Think carefully about why this place is special to you and how you would answer the questions.



? What words would you use to describe your special place?

? How do you feel when you are in your special place?

? What do you do when you are in your special place?

## Handwriting – Week 7

Choose some words from the statutory spelling list below and practise using your neatest handwriting.

I have attached our Kinetic Letters Strip to remind you about the formation of our letters.

Aa Bb Cc Dd Ee Ff Gg Hh Ii Jj Kk Ll Mm Nn Oo Pp Qq Rr Ss Tt Uu Vv Ww Xx Yy Zz

Year 1				Year 2				
a	his	push	was	after	class	floor	most	pretty
are	house	put	we	again	climb	gold	move	prove
ask	I	said	were	any	clothes	grass	Mr	should
be	is	says	where	bath	cold	great	Mrs	steak
by	love	school	you	beautiful	could	half	old	sugar
come	me	she	your	because	door	hold	only	sure
do	my	so		behind	even	hour	parents	told
friend	no	some		both	every	improve	pass	water
full	of	the		break	everybody	kind	past	who
go	once	there		busy	eye	last	path	whole
has	one	they		child	fast	many	people	wild
he	our	to		children	father	mind	plant	would
here	pull	today		Christmas	find	money	poor	







